



Location: CMA5b - Pedestrian Plaza

Report on 24-hour TSP monitoring for EP-376/2009

Action Level - 209.9 µg/m<sup>3</sup>

Limit Level - 260 µg/m<sup>3</sup>

| Date      | Sampling Time | Weather Condition | Filter paper no.  | Filter Weight, g |        | Elapse Time, hr |          | Sampling Time, hr | Flow Rate, m <sup>3</sup> /min |                        |         | Total Volume, m <sup>3</sup> | TSP Level, µg/m <sup>3</sup> |
|-----------|---------------|-------------------|-------------------|------------------|--------|-----------------|----------|-------------------|--------------------------------|------------------------|---------|------------------------------|------------------------------|
|           |               |                   |                   | Initial          | Final  | Initial         | Final    |                   | Initial, Q <sub>si</sub>       | Final, Q <sub>sf</sub> | Average |                              |                              |
| 28-Jan-19 | 08:00         | Fine              | CMA5b_24hr 140337 | 2.6541           | 2.8094 | 11541.92        | 11565.92 | 24.00             | 1.33                           | 1.33                   | 1.33    | 1916                         | 81.1                         |
| 02-Feb-19 | 11:17         | Cloudy            | CMA5b_24hr 140444 | 2.6800           | 2.8023 | 11572.08        | 11596.08 | 24.00             | 1.22                           | 1.21                   | 1.21    | 1749                         | 69.9                         |
| 04-Feb-19 | 13:30         | Cloudy            | CMA5b_24hr 140457 | 2.6921           | 2.7729 | 11596.08        | 11620.08 | 24.00             | 1.21                           | 1.21                   | 1.21    | 1747                         | 46.2                         |
| 13-Feb-19 | 08:00         | Cloudy            | CMA5b_24hr 140496 | 2.6857           | 2.7605 | 11623.09        | 11647.09 | 24.00             | 1.22                           | 1.22                   | 1.22    | 1752                         | 42.7                         |
| 19-Feb-19 | 08:00         | Rainy             | CMA5b_24hr 140613 | 2.6390           | 2.7011 | 11650.09        | 11674.09 | 24.00             | 0.80                           | 0.79                   | 0.80    | 1145                         | 54.2                         |
| 25-Feb-19 | 08:00         | Cloudy            | CMA5b_24hr 140625 | 2.6328           | 2.6923 | 11677.09        | 11701.09 | 24.00             | 0.80                           | 0.80                   | 0.80    | 1153                         | 51.6                         |

Report on 1-hour TSP monitoring for EP-376/2009

Action Level - 339.7 µg/m<sup>3</sup>

Limit Level - 500 µg/m<sup>3</sup>

| Date      | Sampling Time | Weather Condition | Filter paper no.   | Filter Weight, g |        | Elapse Time, hr |          | Sampling Time, hr | Flow Rate, m <sup>3</sup> /min |                        |         | Total Volume, m <sup>3</sup> | TSP Level, µg/m <sup>3</sup> |
|-----------|---------------|-------------------|--------------------|------------------|--------|-----------------|----------|-------------------|--------------------------------|------------------------|---------|------------------------------|------------------------------|
|           |               |                   |                    | Initial          | Final  | Initial         | Final    |                   | Initial, Q <sub>si</sub>       | Final, Q <sub>sf</sub> | Average |                              |                              |
| 29-Jan-19 | 09:15         | Fine              | CMA5b_1hr_1 140355 | 2.6608           | 2.6721 | 11565.92        | 11566.92 | 1.00              | 1.22                           | 1.22                   | 1.22    | 73                           | 154.5                        |
| 29-Jan-19 | 13:00         | Fine              | CMA5b_1hr_2 140371 | 2.6661           | 2.6767 | 11566.92        | 11567.92 | 1.00              | 1.33                           | 1.33                   | 1.33    | 80                           | 132.9                        |
| 29-Jan-19 | 15:23         | Fine              | CMA5b_1hr_3 140409 | 2.6814           | 2.6948 | 11567.92        | 11568.92 | 1.00              | 1.33                           | 1.33                   | 1.33    | 80                           | 168.0                        |
| 02-Feb-19 | 08:00         | Cloudy            | CMA5b_1hr_1 140500 | 2.6759           | 2.6806 | 11569.08        | 11570.08 | 1.00              | 1.22                           | 1.22                   | 1.22    | 73                           | 64.4                         |
| 02-Feb-19 | 09:04         | Cloudy            | CMA5b_1hr_2 140430 | 2.6854           | 2.6894 | 11570.08        | 11571.08 | 1.00              | 1.22                           | 1.22                   | 1.22    | 73                           | 54.8                         |
| 02-Feb-19 | 10:10         | Cloudy            | CMA5b_1hr_3 140437 | 2.6729           | 2.6785 | 11571.08        | 11572.08 | 1.00              | 1.22                           | 1.22                   | 1.22    | 73                           | 76.7                         |
| 08-Feb-19 | 08:02         | Cloudy            | CMA5b_1hr_1 140458 | 2.6821           | 2.6853 | 11620.08        | 11621.08 | 1.00              | 1.21                           | 1.21                   | 1.21    | 73                           | 44.1                         |
| 08-Feb-19 | 09:28         | Cloudy            | CMA5b_1hr_2 140477 | 2.6742           | 2.6766 | 11621.08        | 11622.08 | 1.00              | 1.21                           | 1.21                   | 1.21    | 73                           | 33.0                         |
| 08-Feb-19 | 10:41         | Cloudy            | CMA5b_1hr_3 140429 | 2.6925           | 2.7014 | 11622.08        | 11623.08 | 1.00              | 1.21                           | 1.21                   | 1.21    | 73                           | 122.5                        |
| 14-Feb-19 | 08:04         | Cloudy            | CMA5b_1hr_1 140460 | 2.7087           | 2.7117 | 11647.09        | 11648.09 | 1.00              | 1.22                           | 1.22                   | 1.22    | 73                           | 41.1                         |
| 14-Feb-19 | 09:50         | Cloudy            | CMA5b_1hr_2 140694 | 2.6538           | 2.6593 | 11648.09        | 11649.09 | 1.00              | 1.22                           | 1.22                   | 1.22    | 73                           | 75.3                         |
| 14-Feb-19 | 13:00         | Cloudy            | CMA5b_1hr_3 140684 | 2.6485           | 2.6543 | 11649.09        | 11650.09 | 1.00              | 1.22                           | 1.22                   | 1.22    | 73                           | 79.4                         |
| 20-Feb-19 | 08:05         | Cloudy            | CMA5b_1hr_1 140616 | 2.6454           | 2.6490 | 11674.09        | 11675.09 | 1.00              | 0.79                           | 0.79                   | 0.79    | 48                           | 75.7                         |
| 20-Feb-19 | 09:50         | Cloudy            | CMA5b_1hr_2 140659 | 2.6240           | 2.6305 | 11675.09        | 11676.09 | 1.00              | 0.79                           | 0.79                   | 0.79    | 48                           | 136.6                        |
| 20-Feb-19 | 13:00         | Cloudy            | CMA5b_1hr_3 140651 | 2.6258           | 2.6313 | 11676.09        | 11677.09 | 1.00              | 0.79                           | 0.79                   | 0.79    | 48                           | 115.6                        |
| 26-Feb-19 | 08:02         | Cloudy            | CMA5b_1hr_1 140628 | 2.6178           | 2.6200 | 11701.09        | 11702.09 | 1.00              | 0.80                           | 0.80                   | 0.80    | 48                           | 45.8                         |
| 26-Feb-19 | 10:13         | Cloudy            | CMA5b_1hr_2 140501 | 2.6578           | 2.6621 | 11702.09        | 11703.09 | 1.00              | 0.80                           | 0.80                   | 0.80    | 48                           | 89.6                         |
| 26-Feb-19 | 13:35         | Cloudy            | CMA5b_1hr_3 140515 | 2.6442           | 2.6538 | 11703.09        | 11704.09 | 1.00              | 0.80                           | 0.80                   | 0.80    | 48                           | 200.0                        |



Location: CMA6a - WDII PRE Office

Report on 24-hour TSP monitoring for EP-376/2009

Action Level - 207.1 µg/m<sup>3</sup>

Limit Level - 260 µg/m<sup>3</sup>

| Date      | Sampling Time | Weather Condition | Filter paper no.  | Filter Weight, g |        | Elapse Time, hr |         | Sampling Time, hr | Flow Rate, m <sup>3</sup> /min |                        |         | Total Volume, m <sup>3</sup> | TSP Level, µg/m <sup>3</sup> |
|-----------|---------------|-------------------|-------------------|------------------|--------|-----------------|---------|-------------------|--------------------------------|------------------------|---------|------------------------------|------------------------------|
|           |               |                   |                   | Initial          | Final  | Initial         | Final   |                   | Initial, Q <sub>si</sub>       | Final, Q <sub>sf</sub> | Average |                              |                              |
| 28-Jan-19 | 08:00         | Fine              | CMA6a_24hr_140338 | 2.6560           | 2.7388 | 5208.17         | 5232.17 | 24.00             | 1.22                           | 1.21                   | 1.21    | 1748                         | 47.4                         |
| 01-Feb-19 | 08:00         | Cloudy            | CMA6a_24hr_140410 | 2.7093           | 2.8056 | 5236.62         | 5260.62 | 24.00             | 1.28                           | 1.21                   | 1.24    | 1792                         | 53.7                         |
| 04-Feb-19 | 08:00         | Cloudy            | CMA6a_24hr_140452 | 2.6699           | 2.7732 | 5263.63         | 5287.63 | 24.00             | 1.24                           | 1.24                   | 1.24    | 1784                         | 57.9                         |
| 13-Feb-19 | 08:00         | Cloudy            | CMA6a_24hr_140603 | 2.6462           | 2.7141 | 5290.76         | 5314.76 | 24.00             | 1.15                           | 1.28                   | 1.21    | 1743                         | 39.0                         |
| 19-Feb-19 | 08:00         | Rainy             | CMA6a_24hr_140615 | 2.6427           | 2.6857 | 5317.76         | 5341.76 | 24.00             | 1.07                           | 1.06                   | 1.06    | 1532                         | 28.1                         |
| 25-Feb-19 | 08:00         | Cloudy            | CMA6a_24hr_140650 | 2.6362           | 2.7099 | 5344.76         | 5368.76 | 24.00             | 1.18                           | 1.17                   | 1.18    | 1692                         | 43.5                         |

Report on 1-hour TSP monitoring for EP-376/2009

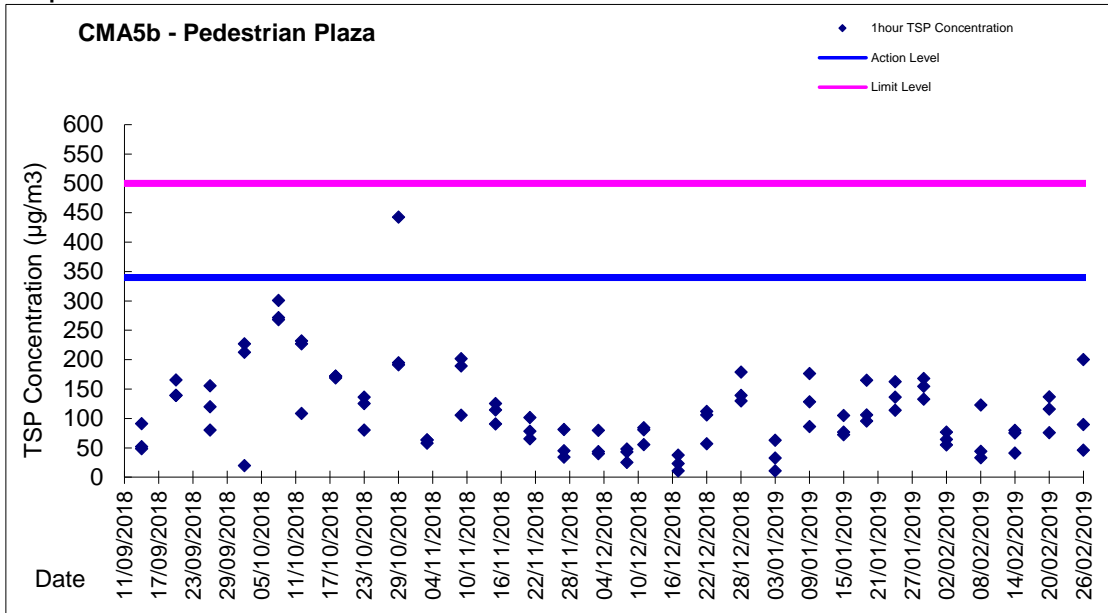
Action Level - 333 µg/m<sup>3</sup>

Limit Level - 500 µg/m<sup>3</sup>

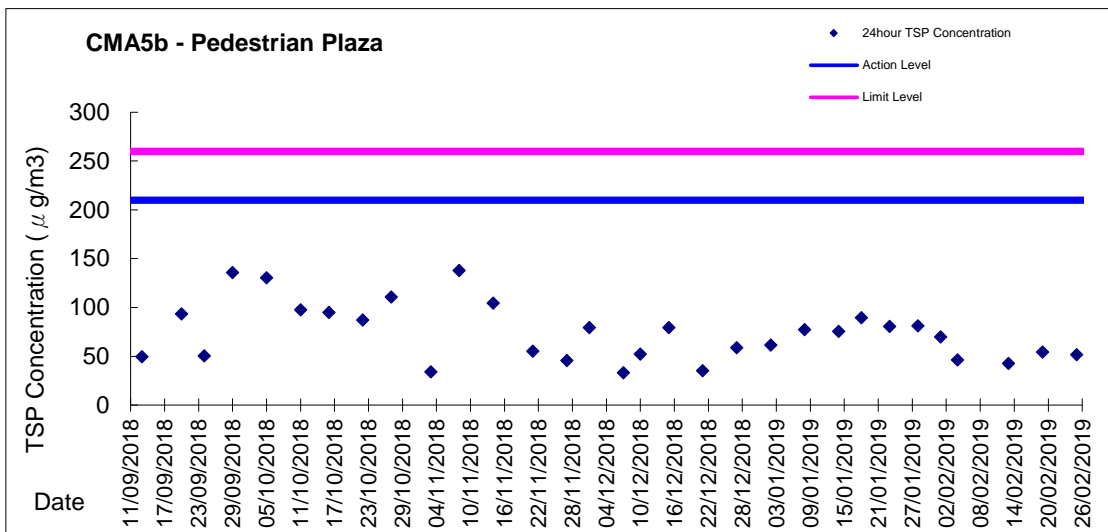
| Date      | Sampling Time | Weather Condition | Filter paper no.   | Filter Weight, g |        | Elapse Time, hr |         | Sampling Time, hr | Flow Rate, m <sup>3</sup> /min |                        |         | Total Volume, m <sup>3</sup> | TSP Level, µg/m <sup>3</sup> |
|-----------|---------------|-------------------|--------------------|------------------|--------|-----------------|---------|-------------------|--------------------------------|------------------------|---------|------------------------------|------------------------------|
|           |               |                   |                    | Initial          | Final  | Initial         | Final   |                   | Initial, Q <sub>si</sub>       | Final, Q <sub>sf</sub> | Average |                              |                              |
| 29-Jan-19 | 09:25         | Fine              | CMA6a_1hr_1_140356 | 2.6564           | 2.6633 | 5232.17         | 5233.17 | 1.00              | 1.15                           | 1.15                   | 1.15    | 69                           | 100.1                        |
| 29-Jan-19 | 10:45         | Fine              | CMA6a_1hr_2_140370 | 2.6620           | 2.6663 | 5233.17         | 5234.17 | 1.00              | 1.15                           | 1.15                   | 1.15    | 69                           | 62.4                         |
| 29-Jan-19 | 14:00         | Fine              | CMA6a_1hr_3_140380 | 2.6659           | 2.6747 | 5234.17         | 5235.17 | 1.00              | 1.15                           | 1.15                   | 1.15    | 69                           | 127.7                        |
| 02-Feb-19 | 08:02         | Cloudy            | CMA6a_1hr_1_140432 | 2.6837           | 2.6870 | 5260.62         | 5261.62 | 1.00              | 1.28                           | 1.28                   | 1.28    | 77                           | 43.1                         |
| 02-Feb-19 | 09:05         | Cloudy            | CMA6a_1hr_2_140439 | 2.6755           | 2.6777 | 5261.62         | 5262.62 | 1.00              | 1.15                           | 1.15                   | 1.15    | 69                           | 32.0                         |
| 02-Feb-19 | 10:10         | Cloudy            | CMA6a_1hr_3_140446 | 2.6946           | 2.6993 | 5262.62         | 5263.62 | 1.00              | 1.15                           | 1.15                   | 1.15    | 69                           | 68.3                         |
| 08-Feb-19 | 08:05         | Cloudy            | CMA6a_1hr_1_140471 | 2.6805           | 2.6865 | 5287.63         | 5288.63 | 1.00              | 1.20                           | 1.20                   | 1.20    | 72                           | 83.1                         |
| 08-Feb-19 | 09:35         | Cloudy            | CMA6a_1hr_2_140479 | 2.6904           | 2.6922 | 5288.63         | 5289.63 | 1.00              | 1.14                           | 1.14                   | 1.14    | 68                           | 26.3                         |
| 08-Feb-19 | 10:50         | Cloudy            | CMA6a_1hr_3_140485 | 2.6917           | 2.6990 | 5289.63         | 5290.63 | 1.00              | 1.20                           | 1.20                   | 1.20    | 72                           | 101.1                        |
| 14-Feb-19 | 08:15         | Cloudy            | CMA6a_1hr_1_140462 | 2.6774           | 2.6784 | 5314.76         | 5315.76 | 1.00              | 1.18                           | 1.18                   | 1.18    | 71                           | 14.1                         |
| 14-Feb-19 | 10:00         | Cloudy            | CMA6a_1hr_2_140691 | 2.6406           | 2.6425 | 5315.76         | 5316.76 | 1.00              | 1.15                           | 1.15                   | 1.15    | 69                           | 27.6                         |
| 14-Feb-19 | 13:00         | Cloudy            | CMA6a_1hr_3_140683 | 2.6570           | 2.6583 | 5316.76         | 5317.76 | 1.00              | 1.18                           | 1.18                   | 1.18    | 71                           | 18.4                         |
| 20-Feb-19 | 08:20         | Cloudy            | CMA6a_1hr_1_140666 | 2.6168           | 2.6214 | 5341.76         | 5342.76 | 1.00              | 1.06                           | 1.06                   | 1.06    | 64                           | 72.2                         |
| 20-Feb-19 | 10:02         | Cloudy            | CMA6a_1hr_2_140619 | 2.6531           | 2.6584 | 5342.76         | 5343.76 | 1.00              | 1.11                           | 1.11                   | 1.11    | 67                           | 79.2                         |
| 20-Feb-19 | 13:00         | Cloudy            | CMA6a_1hr_3_140648 | 2.6175           | 2.6220 | 5343.76         | 5344.76 | 1.00              | 1.06                           | 1.11                   | 1.09    | 65                           | 68.9                         |
| 26-Feb-19 | 08:14         | Cloudy            | CMA6a_1hr_1_140632 | 2.6152           | 2.6186 | 5368.76         | 5369.76 | 1.00              | 1.17                           | 1.17                   | 1.17    | 70                           | 48.3                         |
| 26-Feb-19 | 10:30         | Cloudy            | CMA6a_1hr_2_140600 | 2.6441           | 2.6481 | 5369.76         | 5370.76 | 1.00              | 1.17                           | 1.17                   | 1.17    | 70                           | 56.8                         |
| 26-Feb-19 | 13:25         | Cloudy            | CMA6a_1hr_3_140517 | 2.6555           | 2.6640 | 5370.76         | 5371.76 | 1.00              | 1.17                           | 1.17                   | 1.17    | 70                           | 120.6                        |



Graphic Presentation of 1 hour TSP Result for EP-376/2009

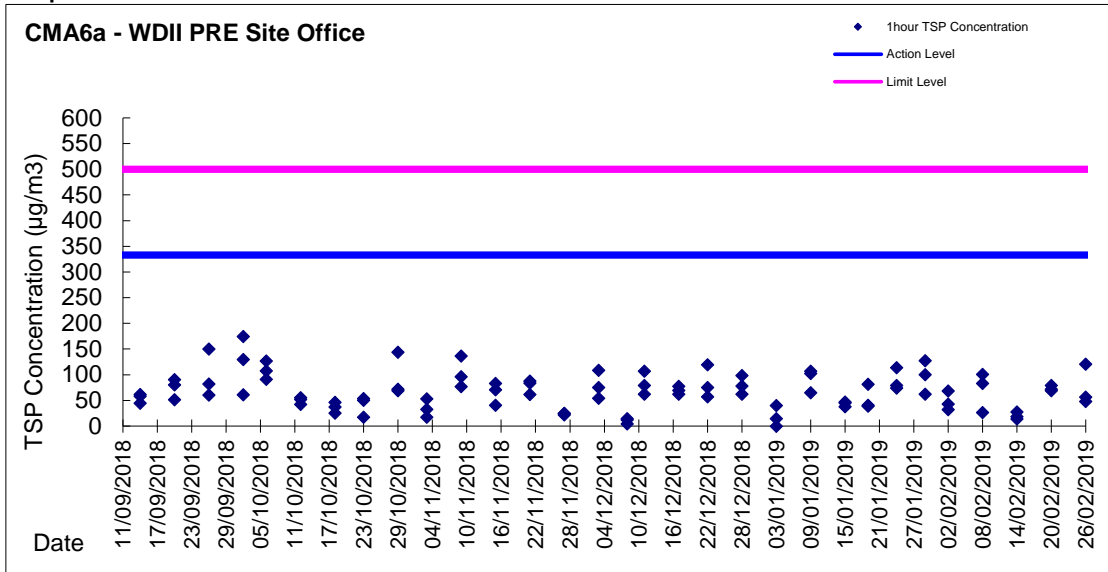


Graphic Presentation of 24 hour TSP Result for EP-376/2009





Graphic Presentation of 1 hour TSP Result for EP-376/2009



Graphic Presentation of 24 hour TSP Result for EP-376/2009

